



Manual Honing tools RM404D




First step :

Fix the honing tool on the lathe or a drilling machine



Second step :

Adjust the expansion



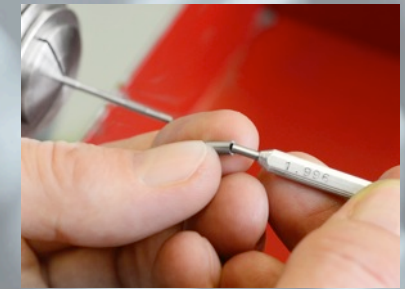
Third step :

Insert the part on the honing tool



Forth step :

Move back and forth the part



Fifth step :

Measure the part and return to the second step if necessary

Typical use : rough machining and finishing of diameter, surface roughness improvement

Typical quantities : < 10 parts

Necessary equipment : lathe or drilling machine

Typical application : injection molding tools pins, extractors, clamping system, ...